

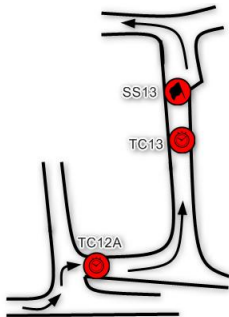
**Date** : 14<sup>th</sup> June 2018 **Time** : 19:45 hrs

**Subject** : BULLETIN NO : 3 **Document No.** : 1.3

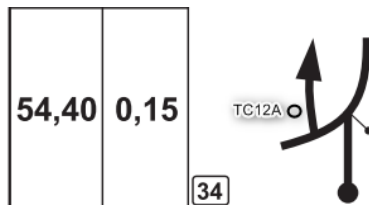
**From** : The Clerk of the Course

**To** : All competitors/ Crew Members  
 Number of pages 2 Attachments

1. The target time from TC SP out to TC QS should read 25 mins and not 20 mins. At TC QS type marking will be performed.
2. The target time from SS QS to TC PF should read 35 mins and not 30 mins for the competitors to keep the speed limit and avoid the dust caused by high speeds since the stage ends close to the village.
3. The target time from TC0 to TC1 should read 35 mins and not 25 mins. The same applies from TC3C to TC4.
4. In Road Book 2,;
  - a. On box 47, page 2-63 the partial distance should read 17,78 and not 15,78. The total distance should then read 43.54 and not 41.54. The distance from TC10 to TC10A should read 52,96 and not 50,96.
  - b. TC13 to TC13A, page 2-100, due to construction works the regrouping plan is changing and a new plan is submitted below.





5. a. Please replace box 34 with the one shown below. TC12A has been moved to box 34. New coordinates: N34 52.049 E33 18.330.



- b. Box 36 is deleted.

c. Please replace box 1 page 2-88 with the one below.

	0,07		 <b>TC 13</b> REGROUPING OUT (LEFKARA) <b>(0,07)</b>
--	------	---	---

6. Mr Jacques Berger is appointed FIA Safety Delegate.

Nayia Kontopoulou  
Clerk of the Course

QUALIFYING							Friday 15 June 2018
SS / TC	Location	SS dist.	Liaison distance	Total distance	Target time	First car due	
	SP OUT - Service Park	—	14,79	14,79			
TC FP	Start of Free Practice					7:00	
<b>FREE PRACTICE CLOSSES AT 09:00</b>							
TC SP	SP OUT					9:45	
RZ	Refueling Zone (Larnaca)						
Q	Distance to next refuel	6,33	31,25	37,58			
TC QS	TC Qualifying	—	14,79	14,79	0:25	10:10	
<b>QS</b>	<b>Qualifying Stage (100% G)</b>	<b>6,33</b>	—	—		<b>10:13</b>	
TC PF	Parc Fermé In (Larnaca - Early arrival permitted)		16,46	22,79	0:35	10:48	
<b>Start Order selection at the Press Office</b>							

Qualifying

V11 June 14th 2018

LEG 1, Section 1 - 2							Saturday 16 June 2018
SS / TC	Location	SS dist.	Liaison distance	Total distance	Target time	First car due	
0	Service Park OUT	—				8:30	
RZ	Refueling Zone (Larnaca)						
1	Distance to next refuel	34,28	48,00	82,28			
1	Kellia		17,32	17,32	0:35	9:05	
SS1	<b>Kellia 1 (77%G, 23%T)</b>	<b>19,87</b>	—	—		<b>9:08</b>	
2	Analiontas		28,03	47,90	1:05	10:13	
SS2	<b>Analiontas 1 (100%G)</b>	<b>14,41</b>	—	—		<b>10:16</b>	
RZ	Refueling Zone (Kotsiatis)						
2	Distance to next refuel	11,28	35,80	47,08			
3	Stavrovouni		22,71	37,12	0:45	11:01	
SS3	<b>Cyta Stavrovouni 1 (40%G , 60% T)</b>	<b>11,28</b>	—	—		<b>11:04</b>	
3A	Regrouping IN & Technical Zone IN		15,74	27,02	0:50	11:54	
	Regrouping (Larnaca)				0:10		
3B	Regrouping OUT, Service IN					12:04	
	<b>Service A (Larnaca)</b>	<b>45,56</b>	<b>83,80</b>	<b>129,36</b>	<b>0:30</b>		
3C	Service OUT					12:34	
RZ	Refueling Zone (Larnaca)						
3	Distance to next refuel	34,28	48,00	82,28			
4	Kellia		17,32	17,32	0:35	13:09	
SS4	<b>Kellia 2 (77%G, 23%T)</b>	<b>19,87</b>	—	—		<b>13:12</b>	
5	Analiontas		28,03	47,90	1:05	14:17	
SS5	<b>George Kyprianou Analiontas 2 (100%G)</b>	<b>14,41</b>	—	—		<b>14:20</b>	
RZ	Refueling Zone (Kotsiatis)						
4	Distance to next refuel	11,28	37,46	48,74			
6	Stavrovouni		22,71	37,12	0:45	15:05	
SS6	<b>Cyta Stavrovouni 2 (40%G , 60% T)</b>	<b>11,28</b>	—	—		<b>15:08</b>	
6A	Parc Fermé & Technical Zone IN		15,74	27,02	0:50	15:58	
6B	Parc Fermé OUT, Flexi Service IN				0:05 (min.)		
	<b>Flexi Service B (Larnaca)</b>	<b>45,56</b>	<b>83,80</b>	<b>129,36</b>	<b>0:45</b>		
6C	Flexi Service OUT						
6D	Parc Fermé IN		0,39	0,39	0:05		
<b>All Cars (except re-starting crews) must be in Parc Fermé no later than</b>						<b>19:30</b>	

Section 1

Section 2

Leg 1 totals

91,12

167,99

259,11

V11 June 14th 2018

LEG 2, Section 3 - 4							Sunday 17 June 2018
SS / TC	Location	SS dist.	Liaison distance	Total distance	Target time	First car due	
6E	Parc Fermé OUT	—	—	—		7:30	
6F	Service IN	—	1,27	1,27	0:05	7:35	
<b>Service C (Larnaca)</b>		<b>0,00</b>	<b>1,66</b>	<b>1,66</b>	<b>0:15</b>		
6G	Service OUT	—				7:50	
RZ	Refueling Zone (Larnaca)						
5	Distance to next refuel	27,17	117,54	144,71			
7	Yeri	—	47,58	47,58	0:50	8:40	
SS7	<b>Cyta Yeri 1 (76%G 24%T)</b>	<b>24,50</b>	—	—		<b>8:43</b>	
8	Nicosia	—	22,16	46,66	0:50	9:33	
SS8	<b>Nicosia SSS (24%G 76%T)</b>	<b>2,67</b>	—	—		<b>9:36</b>	
RZ	Refueling Zone (Chirokitia)						
6	Distance to next refuel	31,31	86,56	117,87			
9	Lageia	—	58,23	60,90	1:10	10:46	
SS9	<b>Lageia 1 (77%G, 23%T)</b>	<b>11,49</b>	—	—		<b>10:49</b>	
10	Lefkara	—	42,99	54,48	0:55	11:44	
SS10	<b>Lefkara 1 (64%G 36%T)</b>	<b>19,82</b>	—	—		<b>11:47</b>	
10A	Regrouping IN & Technical Zone IN	—	33,14	52,96	0:55	12:42	
	Regrouping (Larnaca)				0:10		
10B	Regrouping OUT, Service IN	—	—	—		12:52	
<b>Service D (Larnaca)</b>		<b>58,48</b>	<b>204,10</b>	<b>262,58</b>	<b>0:30</b>		
10C	Service OUT	—	—	—		13:22	
RZ	Refueling Zone (Larnaca)						
7	Distance to next refuel	24,50	85,81	110,31			
11	Yeri	—	47,58	47,58	0:50	14:12	
SS11	<b>Cyta Yeri 2 (76%G 24%T)</b>	<b>24,50</b>	—	—		<b>14:15</b>	
RZ	Refueling Zone (Chirokitia)						
8	Distance to next refuel	31,31	86,56	117,87			
12	Lageia	—	48,66	73,16	1:10	15:25	
SS12	<b>PSALTIS AUTOPARTS Golden Stage 1 (77%G, 23%T)</b>	<b>11,49</b>	—	—		<b>15:28</b>	
12A	Regrouping IN & Technical Zone IN	—	42,99	54,48	0:55	16:23	
	Regrouping (Lefkara)				0:27		
13	Regrouping OUT	—	—	—		16:50	
SS13	<b>ENEOS Golden Stage 2 (64%G 36%T)</b>	<b>19,82</b>	—	—		<b>16:53</b>	
13A	Technical Zone IN	—	33,14	52,96	0:55	17:48	
	Technical Zone (Larnaca)				0:03		
13B	Technical Zone OUT, Service IN	—	—	—		17:51	
<b>Service E (Larnaca)</b>		<b>55,81</b>	<b>172,37</b>	<b>228,18</b>	<b>0:15</b>		
13C	Service OUT	—	—	—		18:06	
13D	Holding control - Finish	—	0,39	0,39	0:05	18:11	
	<b>Podium</b>					18:30	

Section 3

Section 4

Section 5

<b>Leg 2 totals</b>	<b>114,29</b>	<b>378,13</b>	<b>492,42</b>
---------------------	---------------	---------------	---------------

RALLY TOTALS						
Leg	No. of SS	SS distance	Liaison distance	Total distance	%*	
1	6	91,12	167,99	259,11	35,17%	
2	7	114,29	378,13	492,42	23,21%	
<b>Overall Totals</b>	<b>13</b>	<b>205,41</b>	<b>546,12</b>	<b>751,53</b>	<b>27,33%</b>	

\*% = The percentage of the total distance of special stages.

**Gravel 72%**  
**Tarmac 28%**